

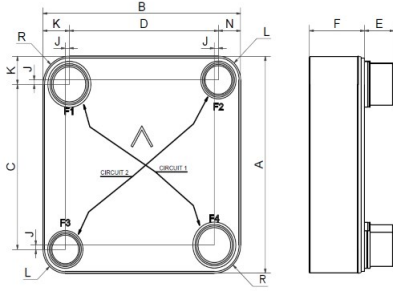
SWEP B60, 0197523.0-Preconfig

Configuration number (CN) with sort key: 0197523.0-Preconfig

Denomination: B60Hx40/1P-SC-M 2"+2 1/2"+2"+2 1/2"

Number of plates (NoP): 40

Standard dimensions



#	MM	IN
A	374 (+2/-2)	14.72 (0.08/-0.08)
B	364 (+1/-1)	14.33 (0.04/-0.04)
C	284.50 (+1/-1)	11.2 (0.04/-0.04)
D	274.50 (+1/-1)	10.81 (0.04/-0.04)
F	102 (+1/-2)	4 (0.02/-0.06)
G	1.50 (+1/-1)	0.06 (0.04/-0.04)
J	7.50	0.3
K	48.50	1.91
L	41	1.61
N	41	1.61
R	49	1.93

Measurement (Tolerance)

Connections

F = Front side connections, P = Back side connections

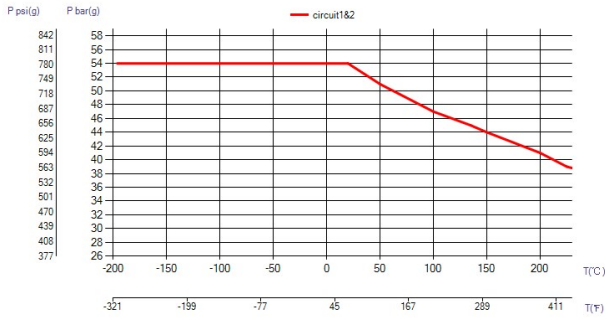
POSITION	ART. NO.	DENOMINATION	HEIGHT (E)	MATERIAL
F1, F4	46090	ISO-G 2 1/2" A NON-CASTED ASME	54	Stainless Steel 316
F2, F3	46101	ISO-G 2" A NON-CASTED	54	Stainless Steel 316

Accessories

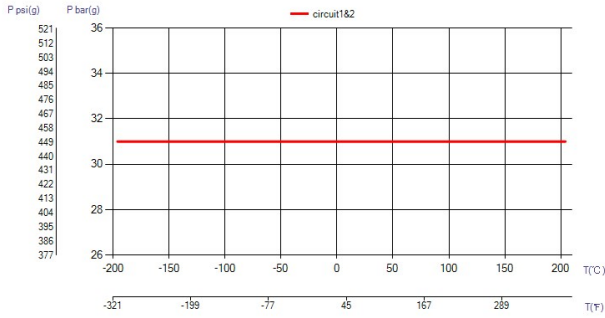
Not visible in sketch

ART. NO.	DENOMINATION
21244	STUDBOLT LOC F B60 F 4xM12x20 C122x100 FLANGE CONN NOT COMPATIBLE

PED Pressure / Temperature



UL Pressure / Temperature



Product Data

PED Category	III
Total weight, including connections	36.0 kg
Total Heat Transfer area	4.9 m ² (52.4 ft ²)
Hold up volume circuit 1	4.237 dm ³ (0.150 ft ³)
Hold up volume circuit 2	4.46 dm ³ (0.158 ft ³)

MATERIALS

316/316L stainless steel plates, copper brazing

Disclaimer

The information and recommendations in regards to the products are presented in good faith, however, SWEP makes no representations or warranties as to the completeness or accuracy of the information. Information is supplied upon the condition that the purchasers will make their own determination as to the products' suitability for their purposes prior to use. Purchasers should note that the properties of the products are both application and material selection dependent and that products containing stainless steel are still object to corrosion if used in unsuitable environments. Standard data is presented, product variants with different data may exist. Contact your SWEP sales representative for more details. SWEP may change any data without notice.