


SWEP PITW85AS

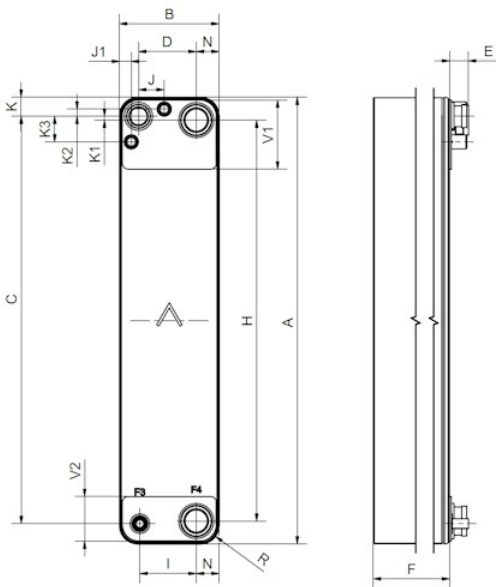
The SWEP PITW85AS is designed for heat pumps and chillers from 5 to 80 kW and is optimized for R290 (Propane) and high-pressure refrigerants, e.g., R32 and R454B. The PITW85AS is equipped with SWEP Hypertwain® ancillary port technology for use in reversible systems requiring high performance in both heating and cooling operation. This offers highest efficiency at full and part load conditions in co-current and counter-current flow. Hypertwain® also offers improved freezing resistance and improved refrigerant distribution. And SWEP AsyMatrix™ plate design delivers optimal heat transfer efficiency at low water pressure drop, and keeps refrigerant charge at a minimum.



Basic specifications


Maximum number of plates (NoP)	160
Max flow	17 m³/h (74.85 gpm)
Channel volume	0.0827/0.0911 dm³ (0.0029/0.0032 ft³)
Material	316 Stainless Steel Plates, Cover Plates in 304 Stainless Steel, Copper Brazing
Weight excl. connections	1.47+(0.133*NoP) kg 3.25+(0.293*NoP) lb
Max Particle Size (mm)	0.8

Standard dimensions



#	MM	IN
A	524	20.63
B	117	4.61
C	477.5	18.8
D	67.5	2.66
F	6+1.84*(NoP)	0.24+0.07 *(NoP)
G	3	0.12
H	470	18.5
I	66	2.6
J	36	1.42
K	22.3	0.88
N	26.8	1.06
R	22	0.87
E_1	20	0.79
E_2	27	1.06
J_1	8.5	0.33
K_1	4.5	0.18
K_2	8.5	0.33
K_3	30	1.18

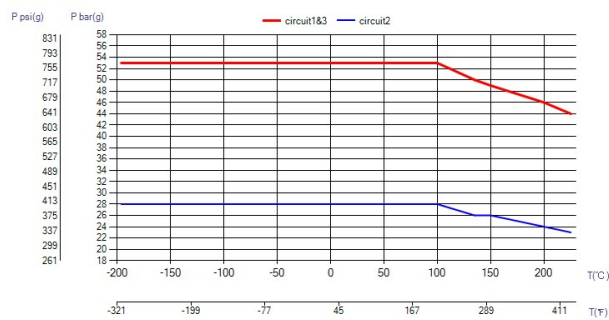
Available connections



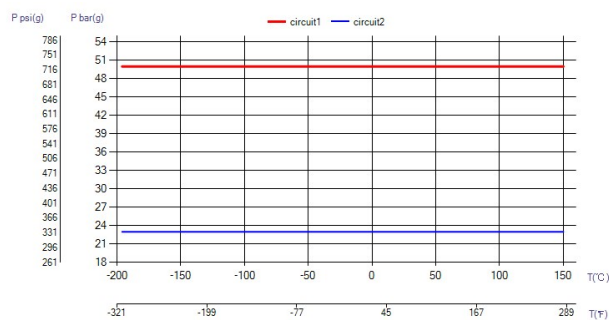
Threaded Connection Solder Connection Combo Connection

*For specific dimensions, or information about other types of connections, please contact your SWEP sales representative.

PED Pressure / Temperature



UL Pressure / Temperature



Product Concept

The Brazed Plate Heat Exchanger (BPHE) is constructed as a plate package of corrugated channel plates with a filler material between each plate. During the vacuum brazing process, the filler material forms a brazed joint at every contact point between the plates, creating complex channels. The BPHE allows media at different temperatures to come into close proximity, separated only by channel plates that enable heat from one media to be transferred to the other with very high efficiency. The concept is similar to other plate and frame technology, but without the gaskets and frame parts.

3rd party Approvals

Most SWEP products are approved by below listed certification organizations: Europe, Pressure Equipment Directive (PED) America, Underwriters Laboratories Inc (UL) Japan, Kouatsu-Gas Hoan Kyoukai (KHK) Additionally SWEP holds approvals from a vast variety of other certification organizations. For more details please contact your local SWEP representative. SWEP reserves the right to make changes without prior notice.

Find product solution - SSP

With SWEP's unique SSP, the SWEP Software Package, you can do advanced heat transfer calculations yourself. It's also easy to choose connections and generate drawings of the complete product. If you would like advice, SWEP offers all the service and support you need. Several SWEP accessories are also available to fulfill additional needs.

Disclaimer

The information and recommendations in regards to the products are presented in good faith, however, SWEP makes no representations or warranties as to the completeness or accuracy of the information. Information is supplied upon the condition that the purchasers will make their own determination as to the products' suitability for their purposes prior to use. Purchasers should note that the properties of the products are both application and material selection dependent and that products containing stainless steel are still object to corrosion if used in unsuitable environments. Standard data is presented, product variants with different data may exist. Contact your SWEP sales representative for more details. SWEP may change any data without notice.